



School Data Component - High

Name of School:	Chestatee
Street Address:	3005 Sardis Road
City, State Zip Code:	Gainesville, GA 30506
GA DOE School Facility Code:	0102
Designated School Contact Person:	
Name	Mrs. Suzanne Jarrard
Title	Principal
Telephone Number	770-532-1162
Fax Number	770-532-2202
Email Address	suzanne.jarrard@hallco.org
Grades Served By School:	9-12

School Demographic Trend Data by Subgroup - High

«School»	School Year				
	2009-10	2010-11	2011-12	2012-13	2013-14
Student Enrollment					
American Indian	3	2	3	5	4
Asian /Pacific Islander	13	15	13	11	14
Pacific Islander (reported beginning 2012-2013)				2	4
Black	21	25	29	26	22
Hispanic	327	343	352	393	444
Multi-Ethnic	21	24	25	27	20
White	677	670	688	721	685
ESOL: Percent Enrolled	8.76	6.77	5.68	5.23	5.95
SPED: Percent Enrolled	16.10	14.46	14.14	14.26	13.58
F/R Lunch: Percent Eligible	52.07	57.55	42.16	60.93	55.24
Average Student Attendance	94.47	95.43	95.05	94.92	93.93



 College and Career Ready Performance Index (CCRPI) Richard Woods <i>Georgia's School Superintendent</i> 						
«School»	CCRPI Score	Sum of Achievement, Progress, Achievement Gap, and Challenge Points				
		Achievement Points	Progress Points	Achievement Gap Points	Challenge Points	
					ED/EL/SWD Performance Points	Exceeding the Bar Points
CCRPI 2012	75.9	46.4	16.7	10	2.8	0
					2.8	
CCRPI 2013	73.4	46	16.5	8.7	2.2	0
					2.2	
CCRPI 2014	76.2	45.7	17.2	10	2.3	1
					3.3	

School Data Component - High

Name of School:	East Hall
Street Address:	3534 East Hall Road
City, State Zip Code:	Gainesville, GA 30507
GA DOE School Facility Code:	1552
Designated School Contact Person:	
Name	Mr. Jeff Cooper
Title	Principal
Telephone Number	770-536-9921
Fax Number	770-535-1184
Email Address	jeff.cooper@hallco.org
Grades Served By School:	9-12

School Demographic Trend Data by Subgroup - High

«School»	School Year				
	2009-10	2010-11	2011-12	2012-13	2013-14
Student Enrollment					
American Indian	1	0	0	1	1
Asian /Pacific Islander	13	10	8	6	5
Pacific Islander (reported beginning 2012-2013)				1	1
Black	102	85	82	88	103
Hispanic	396	410	438	449	463
Multi-Ethnic	18	15	17	24	29
White	378	375	370	395	418
ESOL: Percent Enrolled	7.60	6.93	7.54	6.33	7.16
SPED: Percent Enrolled	15.64	15.53	16.28	14.63	13.73
F/R Lunch: Percent Eligible	52.07	80.78	63.17	82.57	76.86
Average Student Attendance	93.96	93.74	96.20	96.11	94.47



 College and Career Ready Performance Index (CCRPI) Richard Woods <i>Georgia's School Superintendent</i> 						
«School»	CCRPI Score	Sum of Achievement, Progress, Achievement Gap, and Challenge Points				
		Achievement Points	Progress Points	Achievement Gap Points	Challenge Points	
					ED/EL/SWD Performance Points	Exceeding the Bar Points
CCRPI 2012	69.8	42	12.8	12.5	2.5	0
					2.5	
CCRPI 2013	71.9	43.6	15	10	3.3	0
					3.3	
CCRPI 2014	73.3	44.3	14.6	10	4.4	0
					4.4	

School Data Component - High

Name of School:	Johnson
Street Address:	3305 Poplar Springs Road
City, State Zip Code:	Gainesville, GA 30507
GA DOE School Facility Code:	4752
Designated School Contact Person:	
Name	Mr. Stan Lewis
Title	Principal
Telephone Number	770-536-2394
Fax Number	770-531-3046
Email Address	stan.lewis@hallco.org
Grades Served By School:	9-12

School Demographic Trend Data by Subgroup - High

«School»	School Year				
	2009-10	2010-11	2011-12	2012-13	2013-14
Student Enrollment					
American Indian	1	0	3	2	1
Asian /Pacific Islander	36	43	45	42	45
Pacific Islander (reported beginning 2012-2013)				1	1
Black	80	70	67	77	68
Hispanic	538	596	638	679	743
Multi-Ethnic	11	13	15	17	16
White	398	420	400	412	414
ESOL: Percent Enrolled	10.81	8.14	5.82	6.02	8.46
SPED: Percent Enrolled	13.06	13.84	15.33	15.12	13.43
F/R Lunch: Percent Eligible	63.25	71.45	61.99	78.62	70.57
Average Student Attendance	94.15	94.63	95.32	95.52	95.80



 College and Career Ready Performance Index (CCRPI) Richard Woods <i>Georgia's School Superintendent</i> 						
«School»	CCRPI Score	Sum of Achievement, Progress, Achievement Gap, and Challenge Points				
		Achievement Points	Progress Points	Achievement Gap Points	Challenge Points	
					ED/EL/SWD Performance Points	Exceeding the Bar Points
CCRPI 2012	70	43	14.9	8.7	2.9	.5
					3.4	
CCRPI 2013	72.5	43.4	16.9	10	2.2	0
					2.2	
CCRPI 2014	70.3	44.4	17	7.5	1.4	0
					1.4	

School Data Component - High

Name of School:	North Hall
Street Address:	4885 Mt. Vernon Road
City, State Zip Code:	Gainesville, GA 30506
GA DOE School Facility Code:	1556
Designated School Contact Person:	
Name	Mr. Jamey Moore
Title	Principal
Telephone Number	770-983-7331
Fax Number	770-983-7941
Email Address	jamey.moore@hallco.org
Grades Served By School:	9-12

School Demographic Trend Data by Subgroup - High

«School»	School Year				
	2009-10	2010-11	2011-12	2012-13	2013-14
Student Enrollment					
American Indian	3	3	2	3	3
Asian /Pacific Islander	7	9	12	9	6
Pacific Islander (reported beginning 2012-2013)				2	1
Black	10	12	11	8	10
Hispanic	102	107	113	107	118
Multi-Ethnic	14	15	16	18	16
White	888	872	880	905	915
ESOL: Percent Enrolled	1.37	.98	1.06	1.05	.84
SPED: Percent Enrolled	10.16	9.63	9.77	9.79	9.45
F/R Lunch: Percent Eligible	22.36	29.96	21.57	32.32	30.78
Average Student Attendance	93.98	94.59	93.97	94.16	94.30



 College and Career Ready Performance Index (CCRPI) Richard Woods <i>Georgia's School Superintendent</i> 						
«School»	CCRPI Score	Sum of Achievement, Progress, Achievement Gap, and Challenge Points				
		Achievement Points	Progress Points	Achievement Gap Points	Challenge Points	
					ED/EL/SWD Performance Points	Exceeding the Bar Points
CCRPI 2012	85.9	51	18.5	15	1.4	0
					1.4	
CCRPI 2013	81.7	50.6	17.2	11.3	2.1	.5
					2.6	
CCRPI 2014	84	51	17.9	12.5	2.1	.5
					2.6	

School Data Component - High

Name of School:	West Hall
Street Address:	5500 McEver Road
City, State Zip Code:	Oakwood, GA 30566
GA DOE School Facility Code:	0189
Designated School Contact Person:	
Name	Mr. Scott Justus
Title	Principal
Telephone Number	770-967-9826
Fax Number	770-967-4864
Email Address	scott.justus@hallco.org
Grades Served By School:	9-12

School Demographic Trend Data by Subgroup - High

«School»	School Year				
	2009-10	2010-11	2011-12	2012-13	2013-14
Student Enrollment					
American Indian	7	4	1	1	0
Asian /Pacific Islander	35	36	34	26	24
Pacific Islander (reported beginning 2012-2013)				0	2
Black	60	59	51	59	56
Hispanic	369	393	426	433	452
Multi-Ethnic	18	19	17	24	19
White	533	513	497	477	456
ESOL: Percent Enrolled	10.47	8.50	7.31	7.06	6.54
SPED: Percent Enrolled	11.45	11.72	13.26	12.65	12.59
F/R Lunch: Percent Eligible	55.87	59.28	50.88	67.84	66.40
Average Student Attendance	93.96	94.50	94.57	94.76	95.18

 College and Career Ready Performance Index (CCRPI) Richard Woods <i>Georgia's School Superintendent</i> 						
«School»	CCRPI Score	Sum of Achievement, Progress, Achievement Gap, and Challenge Points				
		Achievement Points	Progress Points	Achievement Gap Points	Challenge Points	
					ED/EL/SWD Performance Points	Exceeding the Bar Points
CCRPI 2012	72.8	44.9	16.7	8.7	2.5	0
					2.5	
CCRPI 2013	63.7	42.9	16.3	2.5	2	0
					2	
CCRPI 2014	66.2	42.5	15.9	6.3	1.5	0
					1.5	